

Discover the World of Materials





Material World

Entrance

The mirrored walls in the main entrance are an artwork made especially for the building. It was made by the artist Niki de Saint Phalle.

Describe this space in two words.


What material is this artwork made from?

Look up!

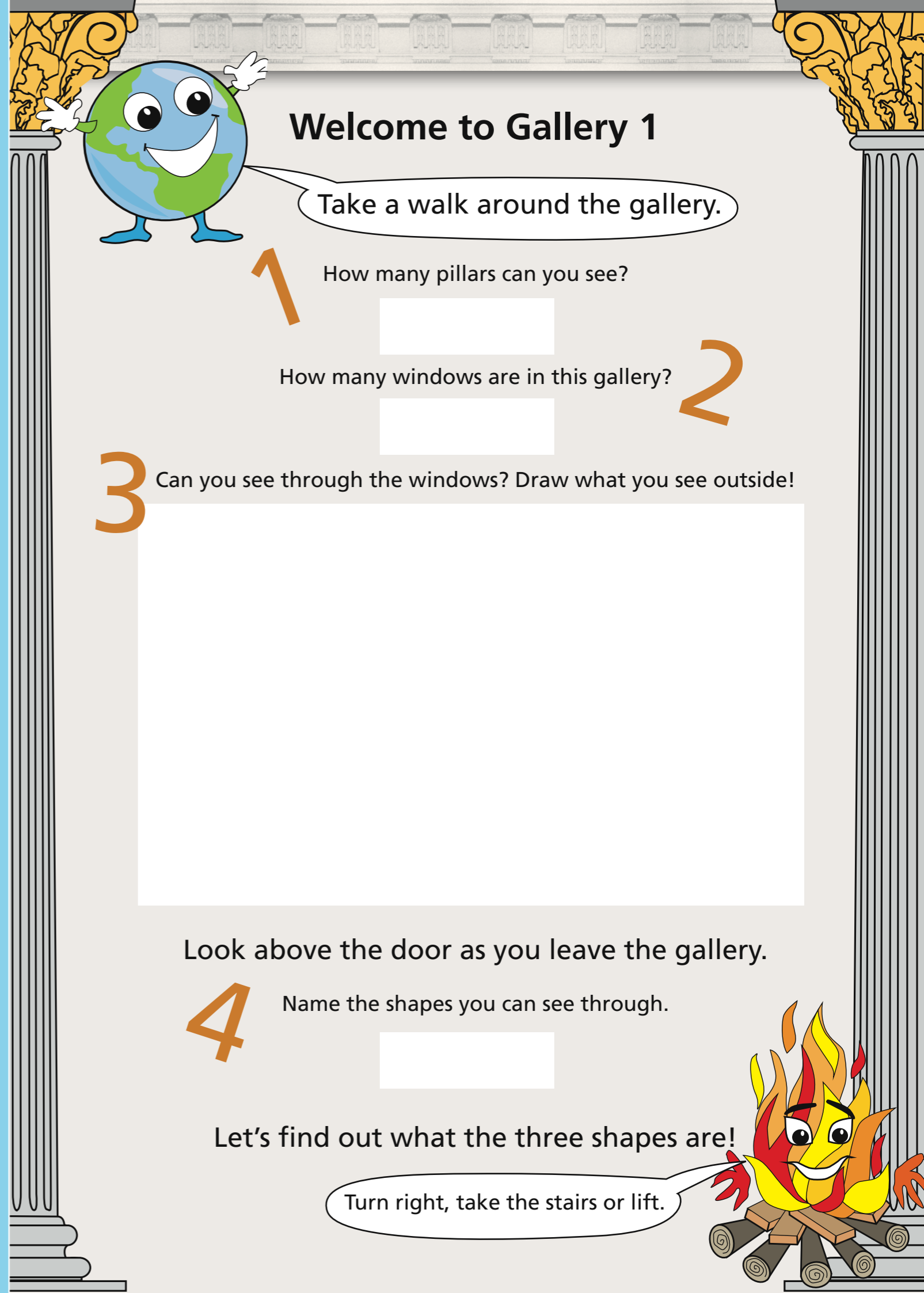
This chandelier light was made by an artist called Jean Tinguely.

Can you name two materials that make up this piece?

Design your own chandelier, using three different materials or colours that you can see inside the first gallery you visit.



Now walk straight ahead into Gallery 1.



Welcome to Gallery 1

Take a walk around the gallery.

1 How many pillars can you see?

2 How many windows are in this gallery?

3 Can you see through the windows? Draw what you see outside!

Look above the door as you leave the gallery.

4 Name the shapes you can see through.

Let's find out what the three shapes are!

Turn right, take the stairs or lift.



Staircase

The galleries used to be named Air, Water, Fire and Earth but now have numbers instead. You can find a clue to their old names in the colour of the windows outside each gallery.

Match the galleries to their new names!



I'm Air, you can find me on level



I used to be the Fire gallery. Where am I now?



Hey! I'm Water, you can find me on level.....



I used to be the Earth gallery. Who am I now?

Outside Balcony 1

Can you find the work by Adrian Wiszniewski?

Name two colours in this work.

What's the name of this work?

What kind of material is it made from?

Inside Balcony 1

The Peephole was made by the artist Tim Stead, a wood sculptor. Draw a quick sketch of everything you can see from each peephole, without taking your pencil off the paper or looking at the paper!




Apart from the glass circles, what other materials can you see?

What else can you do inside this peephole?

Find the next gallery. What's your favourite piece of work?

Can you name the materials it's made from?

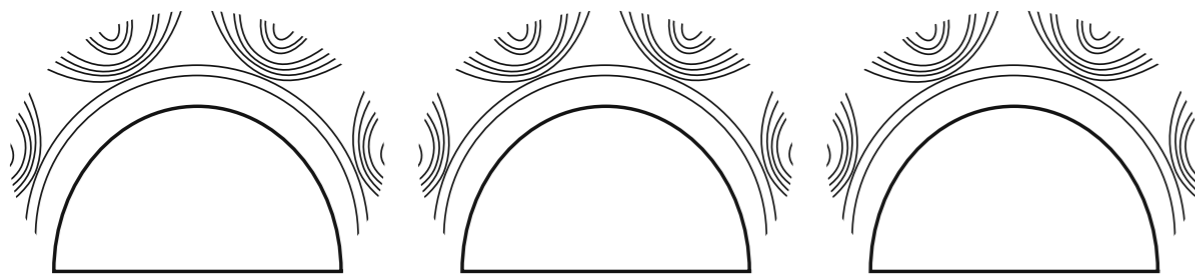


Take the stairs to the next balcony.

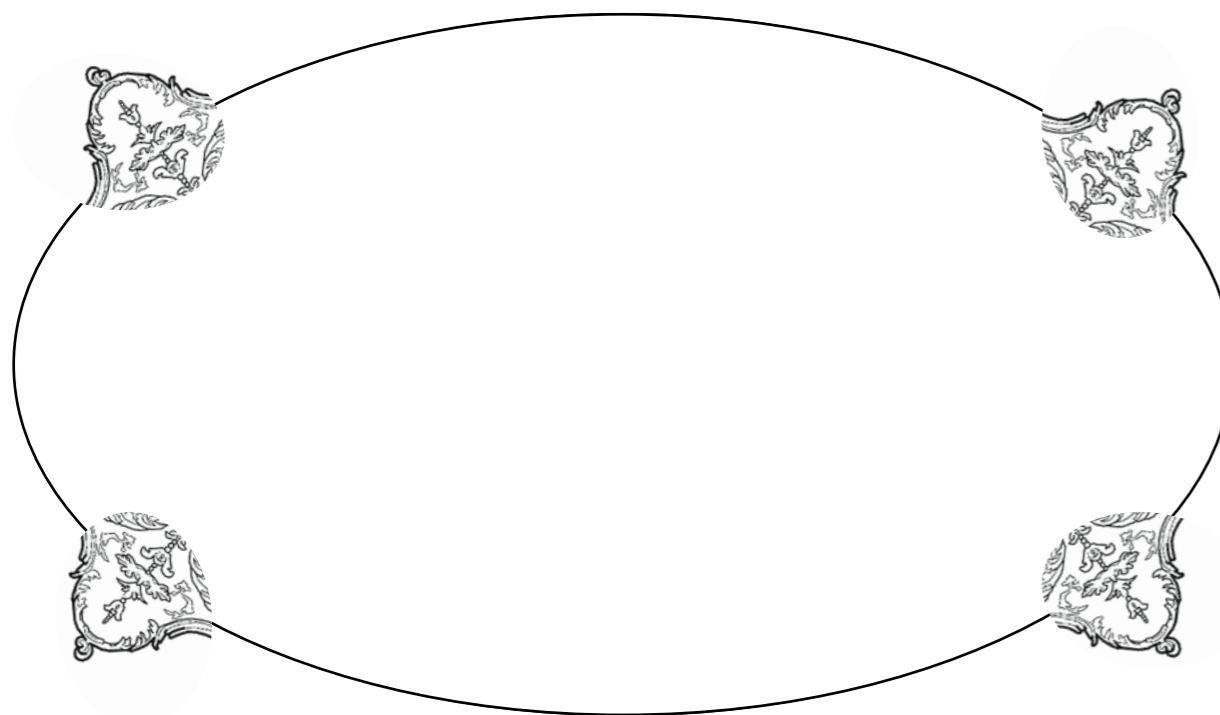
Welcome to Balcony 2

Look up!

Name some of the shapes you can see in the dome.



Design and colour in your own glass dome below, using only the shapes you see.



In the next gallery, find and name a piece of work that has your two favourite colours in it!

The galleries have helped you discover some of the materials in the gallery's artworks.

Which materials will you use to make your next piece of work?

Battle of the galleries

Which gallery wins?
You decide.

Now you've seen all the artworks the four galleries have to offer, stack up their strengths and see who comes out on top!



Earth

Weapon of choice: mudslides – 7.9
Ferocity: 7
Key strength: grows food – 8.2

Air

Weapon of choice: tornado – 8.4
Ferocity: 6
Key strength: provides oxygen – 8



Water

Weapon of choice: whirlpool – 8.6
Ferocity: 7.9
Key strength: essence of life – 8.7

Fire


Weapon of choice: volcanic lava – 8.6
Ferocity: 8.1
Key strength: provides heat – 8



Write the name of your winning gallery on the trophy!

Goodbye!

Join us again throughout the month for our Saturday Art Club, 10.30am – 12.30pm or pop into the Create Space in Gallery 2 and make your own art!



Text and design © Culture and Sport Glasgow (Museums) 2016

Download the Guidigo app to access GoMA's free audio tours.



Follow us on Facebook and Twitter and keep up to date with the Learning & Access team.



For listings of events and workshops, visit www.glasgowlife.org.uk/museums/GoMA

